

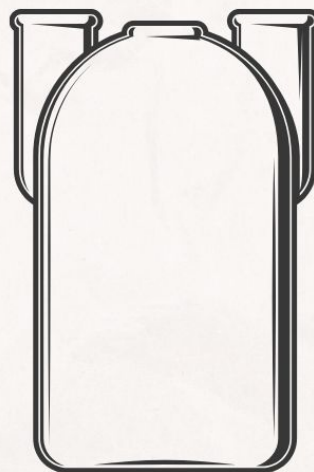



Name: _____ Date: _____

Name the Laboratory Glassware

Directions: Using the word bank as guide, identify the lab glassware below.



Word Bank

Woulff gas wash bottle Buchner flask Drechsel gas washing bottle
Wash bottle with stopper Glass retort