


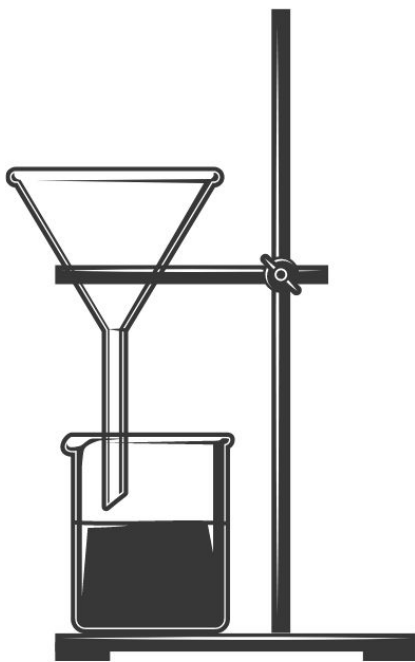



Name: _____ Date: _____

Name the Laboratory Glassware

Directions: Using the word bank as guide, identify the lab glassware below.



Word Bank

Kipp's apparatus

3-neck flat bottom boiling flask

Beaker and funnel on stand

Erlenmeyer flask with tube

Buchner suction flask